


Jada Jones

Rock Star & Class Act

Discussion and Activity Guide

Created by Tricia Billy



Common Core Standards Correlation

2nd grade

Key Ideas and Details:

[CCSS.ELA-LITERACY.RL.2.1](#)

Ask and answer such questions as *who*, *what*, *where*, *when*, *why*, and *how* to demonstrate understanding of key details in a text.

[CCSS.ELA-LITERACY.RL.2.3](#)

Describe how characters in a story respond to major events and challenges.

[CCSS.ELA-LITERACY.RL.2.6](#)

Acknowledge differences in the points of view of characters, including by speaking in a different voice for each character when reading dialogue aloud.

Integration of Knowledge and Ideas:

[CCSS.ELA-LITERACY.RL.2.7](#)

Use information gained from the illustrations and words in a print or digital text to demonstrate understanding of its characters, setting, or plot.

Social Studies Essential Standard: 2.C&G.1 Understand the purpose of governments

2.C&G.2.1 Exemplify characteristics of good citizenship through historical figures and everyday citizens.

2.C&G.2.2 Explain why it is important for citizens to participate in their community

Third grade

Key Ideas and Details:

[CCSS.ELA-LITERACY.RL.3.3](#)

Describe characters in a story (e.g., their traits, motivations, or feelings) and explain how their actions contribute to the sequence of events

Craft and Structure:

CCSS.ELA-LITERACY.RL.3.4

Determine the meaning of words and phrases as they are used in a text, distinguishing literal from nonliteral language.

Integration of Knowledge and Ideas:

CCSS.ELA-LITERACY.RL.3.7

Explain how specific aspects of a text's illustrations contribute to what is conveyed by the words in a story (e.g., create mood, emphasize aspects of a character or setting)

Social Studies Essential Standard: 3.C&G.2 Understand how citizens participate in their communities.

3.C&G.2.1 Exemplify how citizens contribute politically, socially and economically to their community.

4th grade Key Ideas and Details:

CCSS.ELA-LITERACY.RL.4.1

Refer to details and examples in a text when explaining what the text says explicitly and when drawing inferences from the text.

4th grade Science- North Carolina Essential Standards

4.P.2.2 Explain how minerals are identified using tests for the physical properties of hardness, color, luster, cleavage and streak.

4.P.2.3 Classify rocks as metamorphic, sedimentary or igneous based on their composition, how they are formed and the processes that create them.

Name: _____

Jada Jones: Rock Star by Kelly Starling Lyons

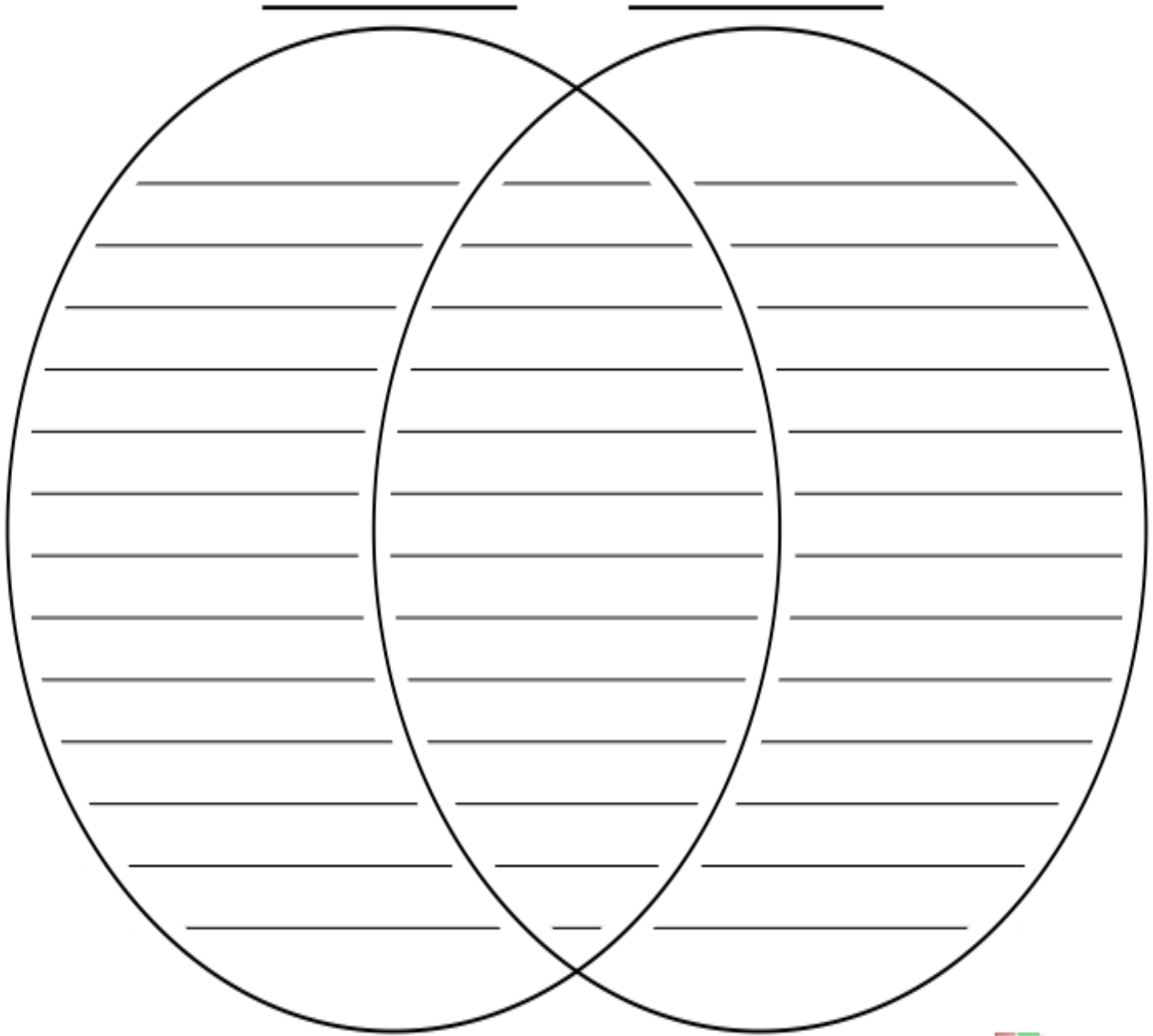
Tic-Tac-Toe Activities

Your goal is to complete at least 3 activities. See if you can challenge yourself and complete even more!! Color in the squares as you finish them. Each activity can be done on a separate sheet of paper. (See attached)

<p style="text-align: center;">Map Mari's Miles</p> <p>Mari moved from Raleigh, North Carolina to Phoenix, Arizona. Use a blank map and create the route that Mari and her family took on their drive. Be sure to plan stopping points and landmarks for them to see along the way.</p> <p><i>Bonus:</i> <i>Figure out how many miles they drove across the country from Raleigh to Phoenix.</i></p>	<p style="text-align: center;">Character Name Acrostic Poem</p> <p>Create an acrostic poem for two of the characters in the book. Write their names and then pick adjectives or short phrases with the letters of the character's name. Make sure your words really describe the character.</p> <p>Example: K - kind E - energetic L - loves to write books L - listens to her readers Y - yay for writing!</p>	<p style="text-align: center;">Rock Stars</p> <p>(You'll need recess to do this.)</p> <p>Collect 3 or 4 interesting rocks at recess or from your yard. Bring them back to the classroom and write about them. Make up a name and describe the personality of each rock. (Just like Jada, Lena and Simone did.) If you have time decorate each rock to match their personality.</p> <p><i>Bonus: Can you identify the types of rocks you collected? (metamorphic, sedimentary or igneous)</i></p>
<p style="text-align: center;">Compare and Contrast</p> <p>Choose 2 of the main characters from the book. Create a Venn Diagram of how these characters are alike and how they are different. Be sure to go back and find specific examples in the text.</p> <p><i>Bonus: Compare 3 characters and make a triple Venn Diagram</i></p>	<p style="text-align: center;">How is Mari Doing?</p> <p>Imagine that you are Mari at her new school in Arizona. Write a new chapter about what her first day is like at her new school. What kind of friends does she make? Is she struggling as much as Jada?</p>	<p style="text-align: center;">Comic Strip Creator</p> <p>We learned that rocks have personalities. Create a 6 panel comic strip about rocks.(Use the ones you collected from the Rock Stars activity above or draw your own.) What would these rocks say to each other? Have fun, be creative and give the rocks some personality!</p>
<p style="text-align: center;">What is Simone's Problem?</p> <p>Write a chant, rap, song or rhyme that Simone could say to herself as she jump ropes. Think about what is making her act so mean to Jada.</p>	<p style="text-align: center;">Miles is Awesome!</p> <p>Think of a science topic you are studying now or learned about already. Create a board game like Miles did. Write facts about your topic on the game board. Ask a classmate to play.</p>	<p style="text-align: center;">I Know How Jada Feels</p> <p>Have you ever had a friend or family member move away? If so, how did you stay in touch? Write an advice letter/email to Jada telling her what you did to feel better about missing your friend or family member.</p>

Possible Venn diagram to use for **Compare and Contrast** of 2 characters.

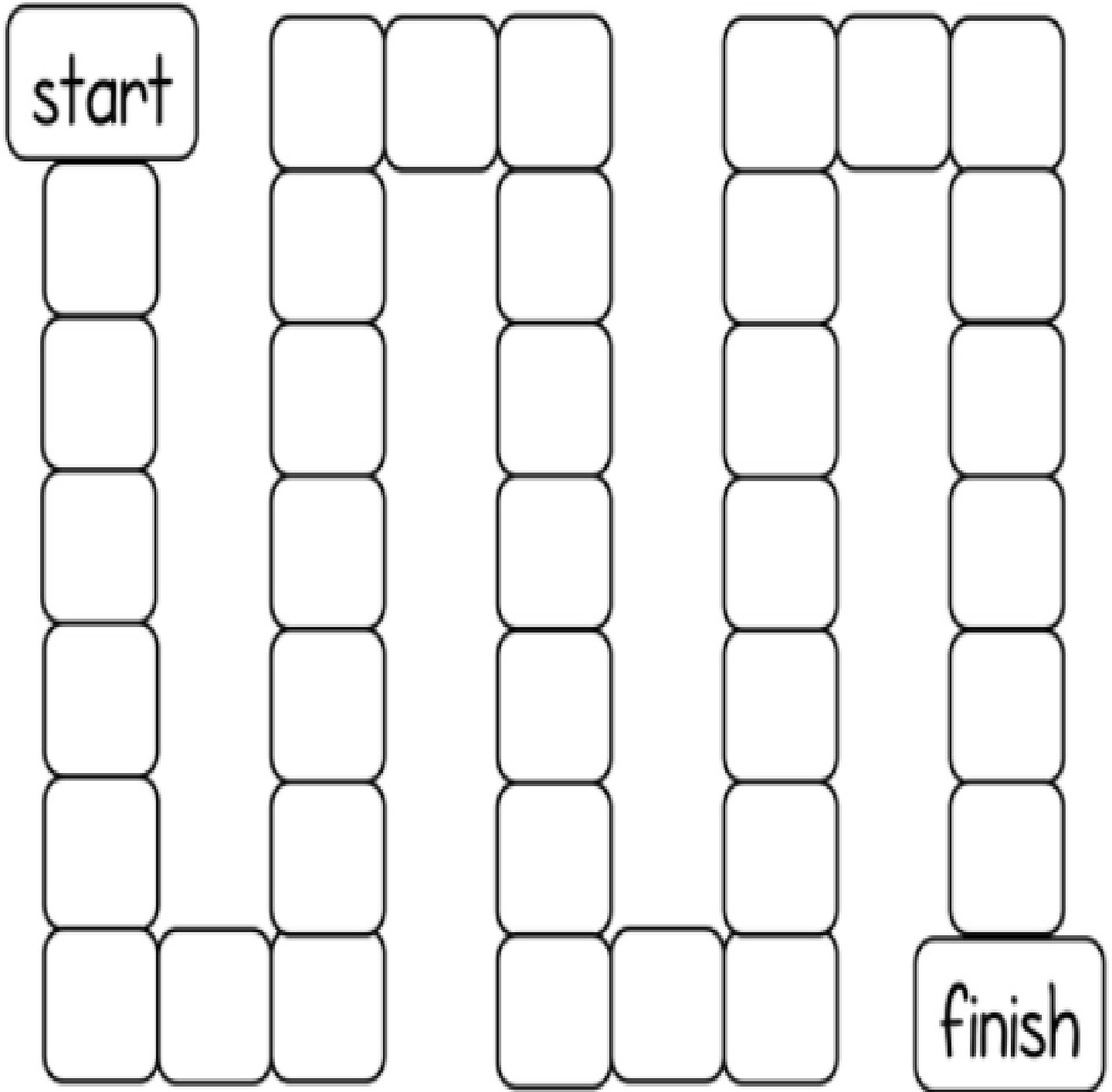
Name : _____ **Venn Diagram**



Possible map to use for “Map Mari’s Miles”



Possible game board template to use for “**Miles is Awesome!**” activity. Or be creative and make you own based on your topic.



Possible **“Comic Strip Creator”** template to use or create your own out of folded paper.

Name _____

It's Show Not Tell Time!

Here are some examples of "Show Not Tell" from the book, *Jada Jones: Rock Star*. Your job is to figure out what the author is showing us about the characters feelings, mood, thoughts and traits. Read each quote from the book and explain what you learned about the character and how she is feeling.

Example: "I groaned and yanked the cover over my head. Thinking about school meant thinking about Mari."

I think the author is trying to show that Jada is not excited to get up and go to school because she is going to miss Mari and school won't be as much fun without her best friend.

"As Miss Taylor filled us in, a spark of excitement flew from my head to my feet. I did a little dance right at my desk." (pg.20)

"My stomach twisted as I thought about the surprise that I had in my cubby at school." (pg.48)

"She faced forward without saying a word. I felt smaller than a pebble." (pg. 65)

"Simone wasn't talking to me. And she was giving Lena the Popsicle treatment, too." (pg. 66)

Bonus: Now you write a sentence that "shows, not tells" how you would feel if your best friend moved away.

Name _____

Reading Response Questions- *Jada Jones: Rock Star*

Answer the questions below. Be sure to go back in the book and find details that support your answer.

1. Let's think about Simone. Why do you think she treats Jada the way that she does?

2. What character trait would you use to describe each of these characters? Then give an example from the story that supports the character trait you chose.

Miles-

Jada's Mom-

Lena-

3. In your opinion which character changed the most in the book? Explain your answer using details from the text.

Name _____

Jada Jones: Class Act by Kelly Starling Lyons

Student Choice Board

Your goal is to complete at least 3 activities. See if you can challenge yourself and complete even more!! Color in the squares as you finish them. Each activity can be done on a separate sheet of paper.

<p style="text-align: center;">Wall of Heroes</p> <p>Jada has pictures of her heroes hanging in her bedroom. (Dr. Mae Jemison, Team USA women's gymnastics team, etc.) Make a list of people that you would hang on your wall of heroes. Write a reason why you admire each of them.</p> <p><i>Bonus: Do some extended research on one of your heroes and create a timeline of their life.</i></p>	<p style="text-align: center;">Character Name Acrostic Poem</p> <p>Create an acrostic poem for two of the characters in the book. Write their names and then pick adjectives or short phrases with the letters of the character's name. Make sure your words really describe the character.</p> <p>Example: K - kindness counts E - energetic L - loves to write books L - listens to her readers Y - yay for writing!</p>	<p style="text-align: center;">Create a Campaign Speech</p> <p>It's your turn to write a campaign speech! Pretend that you are running for student council, like Jada. You will give this speech to your entire grade. Include realistic ideas of things you would do to improve your school.</p> <p><i>Bonus: Have fun with this! If there were no limits, what would you do to change school?</i></p>
<p style="text-align: center;">Compare and Contrast</p> <p>Choose 2 of the main characters from the book. Create a Venn Diagram of how these characters are alike and how they are different. Be sure to go back and find specific examples in the text.</p> <p><i>Bonus: Compare 3 characters and make a triple Venn Diagram</i></p>	<p style="text-align: center;">What Are You Afraid Of?</p> <p>Jada was really afraid of giving her speech in front of the 4th grade. Make a list of things you are afraid of. Then write yourself a pep talk to help you get over one of these fears.</p>	<p style="text-align: center;">Quality Candidate</p> <p>Make a list of qualities or character traits that you think are important for a classroom leader. Once you have your list, draw a picture of a person you know who has these qualities.</p> <p><i>Bonus: Give them the picture to brighten their day.</i></p>
<p style="text-align: center;">Be a Class Act!</p> <p>At the end of the book Jada lists her 5 rules for being a "Class Act." Make a list of 5 rules that are important to you to show your good character.</p>	<p style="text-align: center;">What If Miles Won?</p> <p>Write a new chapter from Jada's point of view. Pretend that Miles won the election. What is her reaction and how does she handle the defeat?</p>	<p style="text-align: center;">Campaign Poster and Slogan</p> <p>Pretend you are running for student council like Jada and Miles. Design a campaign poster including your own campaign slogan. Like Jada, make sure your poster is designed to include everyone!</p>

Name _____

Explaining Expressions - *Jada Jones: Class Act*

The English language is full of funny expressions and sayings that we use all the time in our conversations, but they can be hard to understand for young readers. Read these quotes from Jada Jones: Class Act. Think about how the words in bold might be misunderstood. Pretend that you are a big buddy and explain what the expressions really mean through words and pictures.

“Miles!” RJ shouted. He was one of Mile’s best friends and **always had his back.**”

“And I can help you with **polishing the speech,**” Lena said.

“Miles said **Jada froze** at the play tryouts.”

“I looked out at my friends and **spoke from the heart.**”

“Forget about rooting for each other. **This meant war.**”

Name _____

Reading Response Questions- *Jada Jones: Class Act*

1. Think about RJ and how he treats Jada. Why do you think he keeps talking about how nervous Jada gets speaking in front of people?

2. Explain how Jada feels at the end of the book. Use details from the book to support your answer.

3. What does Miss Taylor mean when she tells the class, "You have a choice: You can spread gossip or you can spread goodwill."

4. In your opinion, what lesson does this book teach? Use specific examples from the book in your answer.

Meet the author of the Jada Jones books: **Kelly Starling Lyons**

Authors and illustrators often use events from their own lives to help them create their books and artwork.

Take a look at Kelly Starling Lyons website: <http://www.kellystarlinglyons.com>

Read these fun facts about Kelly Starling Lyons:

Did you know?

I played synthesizer in a middle school jazz band.

As a teen, I modeled for Chic clothing store.

I was a fan of New Edition and Prince.

I dug a huge hole in my grandparents' backyard trying to find buried treasure.

I won second-place in a city-wide spelling bee.

I wrote my first poem in elementary school.

I wrote raps in middle school.

My high school jobs included working for a movie theater concession stand and for a crystal kiosk in the mall.

I stank at sports.

I have four brothers.

My nicknames were Kelly Kel, Lady K and Encyclopedia Brown.



Which of these fun facts about Kelly can be connected to the character of Jada Jones?
Why do you think that?

Bonus: Make a list of at least 10 fun facts about yourself.

Kelly Starling Lyons Author Study

Color in the squares as you complete them. Your goal is to complete at least 3 activities.
See if you can challenge yourself and complete even more!!

<p>Compare & Contrast</p> <p>Compare and Contrast two of Kelly Starling Lyons' books. You should only do this activity after you have read at least 2 of her books.</p>	<p>Letter to the Author</p> <p>Write a friendly letter to Kelly Starling Lyons. You may share your thoughts about one of her books, or make suggestions for a new book you'd like her to write. You might even send it to her!</p>	<p>Book Review:</p> <p><i>"What's your Rating?"</i> Write a book review of one of Kelly Starling Lyons' books. Make sure you include a star rating and give reasons for your rating.</p>
<p>Character Name Acrostic Poem</p> <p>Create a name poem for one of the characters in one of the author's books. Write adjectives to go with each of the letters of the character's name. Example: K - kind E - energetic L - loving L - listener Y - yay!</p>	<p>Author Trading Card</p> <p>Create a trading card for the author listing important biographical information you learned or discovered about Kelly Starling Lyons. Check her website for information about her. http://www.kellystarlinglyons.com/</p> <p>Be creative!</p>	<p>Author Interview Questions</p> <p>Imagine you have a chance to interview Kelly. What would you ask her? What would you want to know about her? Create a list of ten questions you'd like to ask her in a real interview.</p>
<p>Author 3-2-1</p> <p>Using information from her website, create a "3-2-1" about the Kelly Starling Lyons.</p> <p>3 facts you learned about her 2 questions you have about her 1 connection or something you have in common with Ms. Lyons</p>	<p>Important Setting</p> <p>Choose one of the books you've read. Illustrate an important setting from the story. You MUST write a 3-5 sentence paragraph explaining the setting setting and why it is important.</p>	<p>Character Bubble Map</p> <p>Choose a main character from one of the books you've read. On a blank piece of paper, draw the character in the middle of the page. Next, create a bubble map using character traits to describe the main character. .</p>

Meet the illustrator of the Jada Jones books: **Vanessa Brantley Newton**

Take a look at Vanessa Brantley Newton's website:
<http://oohlaladesignstudio.blogspot.com/>

Read part of her biography from the Painted Words website. <http://painted-words.com/portfolio/vanessa-brantley-newton/>



“Vanessa Brantley Newton was born during the Civil Rights movement, and attended school in Newark, NJ. Being part of a diverse, tight-knit community during such turbulent times, Vanessa learned the importance of acceptance and empowerment in shaping a young person’s life. When she read *Snowy Day* by Ezra Jack Keats, it was the first time she saw herself in a children’s book. It was a defining moment in her life, and has made her into the artist she is today. As an illustrator, she includes children of all ethnic backgrounds in her stories and artwork. **She wants all children to see their unique experiences reflected in the books they read, so they can feel the same sense of empowerment and recognition she experienced as a young reader.**”

Look at the bold words above. How do you think Ms. Newton has accomplished this through her illustrations in the Jada Jones books?

Bonus: If you were a children’s book illustrator, what would be important for you to show in your pictures?

*Double Bonus: Go read **Snowy Day** by Ezra Jack Keats.*

Vanessa Brantley Newton Illustrator Study

Color in the squares as you complete them. Your goal is to complete at least 3 activities.

See if you can challenge yourself and complete even more!!

<p align="center">Compare & Contrast</p> <p>Compare and Contrast two of Vanessa Brantley Newton's books. You should only do this activity after you have read at least 2 of her books.</p>	<p align="center">Letter to the Author</p> <p>Write a friendly letter to Vanessa Brantley Newton. You may share your thoughts about one of her books, or make suggestions for a new book you'd like her to write. You might even send it to her!</p>	<p align="center">Book Review:</p> <p align="center"><i>"What's your Rating?"</i></p> <p>Write a book review of one of Vanessa Brantley Newton's books. Make sure you include a star rating and give reasons for your rating.</p>
<p align="center">Character Name Acrostic Poem</p> <p>Create a name poem for one of the characters in one of the author's books. Write adjectives to go with each of the letters of the character's name.</p> <p align="center">Example:</p> <p>V - vibrant A - artistic N - natural E - energetic S - soulful S - sage A - amazing</p>	<p align="center">Illustrator Trading Card</p> <p>Create a trading card for the author listing important biographical information you learned or discovered about Vanessa Brantley Newton. Check her website for information about her.</p> <p align="center">http://painted-words.com/portfolio/vanessa-brantley-newton/</p> <p align="center">Be creative!</p>	<p align="center">Illustrator Interview Questions</p> <p>Imagine you have a chance to interview Vanessa. What would you ask her? What would you want to know about her? Create a list of ten questions you'd like to ask her in a real interview.</p>
<p align="center">Author 3-2-1</p> <p>Using information from her website, create a "3-2-1" about the Vanessa Brantley Newton.</p> <p>3 facts you learned about her 2 questions you have about her 1 connection or something you have in common with Ms. Newton</p>	<p align="center">Important Setting</p> <p>Choose one of the books you've read. Illustrate an important setting from the story. You MUST write a 3-5 sentence paragraph explaining the setting and why it is important.</p>	<p align="center">Character Bubble Map</p> <p>Choose a main character from one of the Vanessa Brantley Newton books you've read. On a blank piece of paper, draw the character in the middle of the page. Next, create a bubble map using character traits to describe the main character.</p>